欧姆龙CJ1系列对应电缆线

オムロンCJ1シリーズ対応ケーブルです
Omron CJ1 series corresponding cable

X215-1/X215-2　X215-3/X215-3P/X215-4

X215-5/X215-6　X215-7/X215-7P/X215-8

X215-9　X215-10

RoHS　省空间　PLC　小径柔软　耐热　电箱配线

非在库品
Items in the library of non -

询问胜蓝
0755-8886 0059　当日出货

特点 Features

* 针对OMRON CJ1系列端口设计；
* X215-3/X215-4/X215-7/X215-8对应T007接线端子台，均对应T063转换模块，可实现从PLC到信号终端之间的全插接式连接；
* X215-9/X215-10对应T066/T007位控端子台使用,可实现位控模块到驱动器全插接式连接；
* 最大限度的减少接错线发生的概率；

* Xオムロン CJ1シリーズのポートに対応の設計：
* X215-3/X215-4/X215-7/X215-8がT007配線端子台、T063コネクタモジュールに対応し、PLCから信号まで、終端との接続は完全に挿し込む式が実現することができます：
* X215-9/X215-10がT066/T007の制御端子台に対応使用、位置制御モジュールからドライブまでとの繋ぐは完全に挿し込む式が実現することができます。
* 最大限度に間違い接続の確率を減らします。

* Port designs for OMRON CJ1 series.
* X215-3/X215-4/X215-7/X215-8 correspond to wiring terminal blocks T007.Corresponding to conversion module T063, can realize a com-prehensive connection between PLC and signal terminal.
* X215-9/X215-10 correspond to position control module T066/T007,can realize a comprehensive connection between position control module and drive.
* Then minimize the probability to connect cables in wrong way.

注意事项 note
- 请根据PLC和端子台的规格，选择合适的电缆线。
- 请不要随意变更缆线内部品。
- Please according to PLC and Terminal Block specifications,select the suitable cable.
- Please don't arbitrarily changed cable internal product

订货范例 Order

型号 Model	全长 Length (mm)
X215-1	1000

注意： 以上为标准缆线型号。如需使用屏蔽线材，请在型号后加“S”,详情请咨询相关销售人员。
Notice：The above is standard cable model. If you needthe screen cables, Please sign "S" after the model.Please contact sales for more details.

缆线规格 Cable specification

线规 Cable specification	AWG28
导线构成 Wire constitute	7/0.127
导体及绝缘体材料 Conductors and insulators material	导体: 软铜线;绝缘体:PE
芯线捻合 Twist and polishing	填充: 棉线;包带;纸带
外表被覆 Appearance condition coating	PVC
导体阻抗及绝缘抵抗(20℃) Conductor resistance and insulation resistance	导体阻抗:239Ω/Kn 以下；绝缘抵抗:50MΩ/Kn 以上
耐电压(空中) Voltage resistance (air)	AC500V/min

端口对应列表 Port corresponding list

型号 Model	制造商 Manufacturers	CN1对应 Corresponding to CN1 模块 Module		CN2对应 Corresponding to CN2 端子台*1 Terminal Blocks	备注 Note
X215-1	OMRON	CJ1W-MD232(IN)	CJ1W-MD233(IN)	T004 T060 T010 Y318 Y444 Y448	NPN接法
X215-2		CJ1W-MD233(OUT)	NX-OD5121-5	T004 T060 T010 Y318 Y444 Y448	
X215-3	OMRON	CJ1W-ID232 CJ1W-MD263(IN) NX-ID6142-5	CJ1W-ID262 CJ1W-MD563(IN) CJ1W-ID233	T007 T063 T011	NPN接法
X215-3P	OMRON	CJ1W-ID232 CJ1W-MD263(IN) NX-ID6142-5	CJ1W-ID262 CJ1W-MD563(IN) CJ1W-ID233	T007-P T063 T011	PNP接法
X215-4	OMRON	CJ1W-OD233 CJ1W-MD263(OUT) CJ2W-OD234	CJ1W-OD263 CJ1W-MD563(OUT) NX-OD6121-5	T007 T063 Y445 Y319 Y445	NPN接法
		CJ1W-OD232	CJ1W-OD262	T007-P T063 Y319 Y445 Y449 T011	PNP接法
X215-5	OMRON	CJ1W-MD231 (IN)		T004 T060 T010	NPN接法
X215-6	OMRON	CJ1W-MD231 (OUT		T004 T060 Y444 Y318 T010 Y448	NPN接法
X215-7	OMRON	CS1W-ID231	CS1W-MD261 (IN) CS1W-MD262 CS1W-MD561 CJ1W-ID231 CS1W-ID261 CJ1W-ID261 CJ1W-MD261 NX-ID6142-6	T007 T063 T011	NPN接法

端口对应列表 Port corresponding list

型号 Model	制造商 Manufacturers	CN1对应 Corresponding to CN1 模块 Module		CN2对应 Corresponding to CN2 端子台*1 Terminal Blocks	备注 Note
X215-7-P	OMRON	CS1W-ID231 CJ1W-ID261	CS1W-MD261 (IN) CS1W-MD262 CS1W-MD561 NX-D6142-6 CJ1W-ID231	T007 T063 T011	PNP接法
X215-8	OMRON	CJ1W-OD231 CJ1W-MD261(OUT) CS1W-OD261 CJ1W-OD261	CS1W-OD231 CS1W-MD261(OUT) NX-0D6121-6 CS1W-MD561	T007 T063 Y319 Y445 T011	NPN接法
		CS1W-OD262	CS1W-MD262 CS1W-OD232		PNP接法
X215-9	OMRON	CJ1W-NC113/213/413		T066 T067	使用外部原点信号 Utilizes external original
					集电极输出 Collector outpnt
X215-10		CJ1W-NC133/233/433			使用外部原点信号 Utilizes external original
					差分驱动输出 Differential drive output

孔位排列表 Holes arrangement table

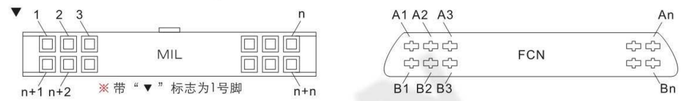

注意事项 note
- 孔位排列示意图为SiRON公司定义的排列顺序标准，不同厂家的母头侧的孔位顺序排列可能会不同，使用时请注意校对。
- Hole location arrangement plan for SiRON company define the order of the standard, different manufacturers female head side of the hole location order may be different, and when using please pay attention to check.

外形图 Outline

型号 Model	外形图 Dimensions	CN1	CN2	全长 Length(mm)
X215-1 X215-2		20P/MIL	20P/MIL	1000 1500
X215-3 X215-3P X215-4		40P/MIL	40P/MIL	
X215-5 X215-6		24P/FCN	20P/MIL	
X215-7 X215-7P X215-8 X215-9		40P/FCN	40P/MIL	
X215-10				

注明:
最短线长为1000mm，如需增加以1000mm为单位递增。
Notes: The minimum cable is 1000mm, and 1000mm for increasing if need.

电路图 Wiring Diagram

X215-1

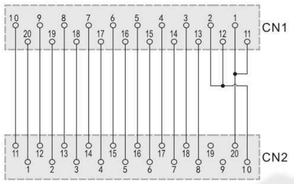

X215-2

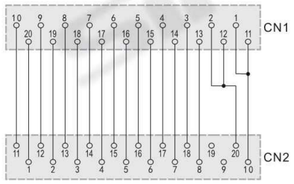

X215-3

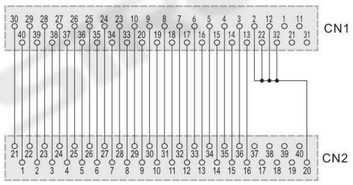

X215-3P

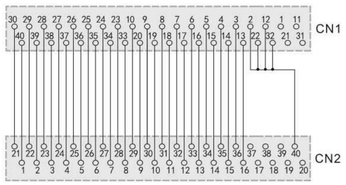

X215-4

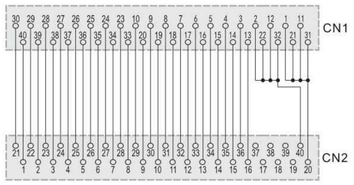

X215-5

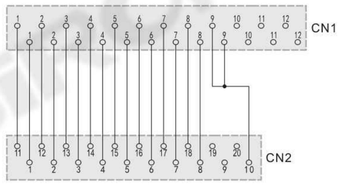

X215-6

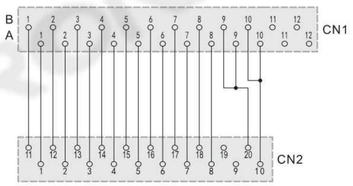

X215-7

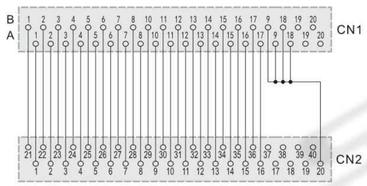

电路图 Wiring Diagram

X215-7P

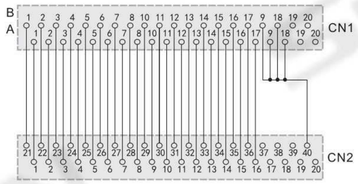

X215-8

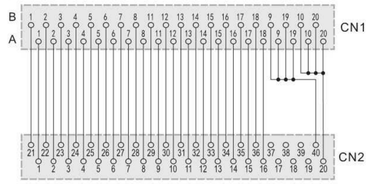

X215-9

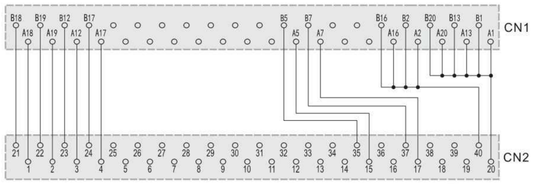

X215-10

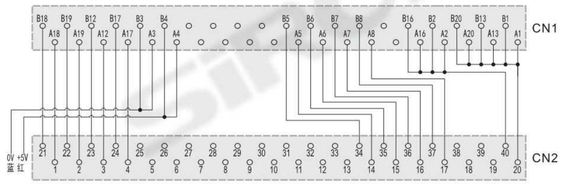

分类
T 总线模块
T 端子台
Y 电气控制
X 连接电缆
D 照明
H 电气配件
P 开关电源
G 辅材配件
F 气动附件