# E R W P A B 3 0 0 2 X X X

- E — Network Protocol: E=Ethernet
- R — Product Type: R=Receptacle
- W — 1st Connector Type: W=M12 Ultra Lock connector
- P — 2nd Connector Type: P=Std RJ45
- A — Wiring Scheme: A=4 Pole
- B3 — Receptacle Gender, Style and Mounting Means: B30=M12xM16, BACK PANEL
- 02 — Cable type: 02=24AWG, STANDED TINNED COPPER PVC, BLACK
- XXX — LENGTH Example: 020 - 2M, 060 - 6M, 100 - 10M

CHART 1

| MOLEX PN | ENGINEERING NO | L [mm] | Tol. [mm] |
|---|---|---|---|
| 1300540020 | ERWPAB3002M005 | 500 | ±15 |
| 1300580025 | ERWPAB3002M010 | 1000 | ±25 |
| 1300540021 | ERWPAB3002M020 | 2000 | ±25 |
| 1300540022 | ERWPAB3002M030 | 3000 | ±25 |
| 1300540023 | ERWPAB3002M040 | 4000 | ±25 |
| 1300540024 | ERWPAB3002M050 | 5000 | ±25 |
| 1300540027 | ERWPAB3002M300 | 30000 | +600/-0 |
| 1300540028 | ERWPAB3002M350 | 35000 | +600/-0 |

Wiring diagram

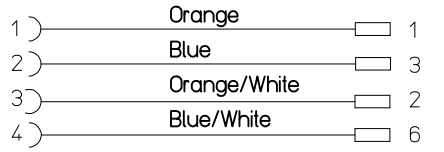


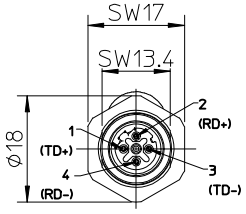


VIEW FROM THE FRONT SIDE
(WITHOUT THE LOCKNUT)

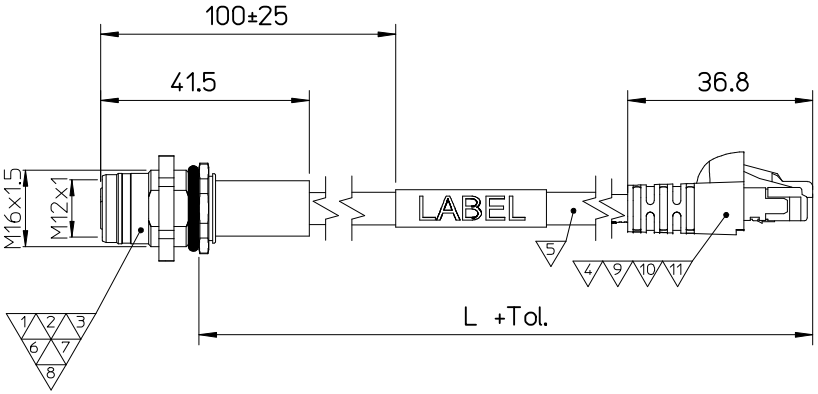


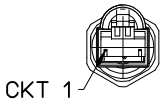


VIEW FROM
THE FRONT SIDE

CONNECTOR SPECIFICATION:

| | |
|---|---|
| VOLTAGE RATING | 3+4P 250 VAC/VDC / 5P/60V |
| AMPERAGE RATING | max. 4 AMPS |
| PROTECTION | IP67 |
| OPERATING TEMPERATURE | -25°C TO 80°C |

| | | | |
|---|---|---|---|
| 11 | STRAIN RELIEF | BLACK | --- |
| 10 | RJ45 PLUG | POLYCARBONATE,CLEAR | --- |
| 9 | BACK PANEL | M12 FE | --- |
| 8 | CABLE SLEEVE | 10X25 | --- |
| 7 | GASKET | FPM 7.1X1X35 | --- |
| 6 | O-RING | NBR 70 BLK | --- |
| 5 | CABEL | 1202090966 | --- |
| 4 | OVERMOULDING | EPOXY BLACK (ER2188K5K | --- |
| 4 | OVERMOULDING | EPOXY BLACK (ER2188B) | --- |
| 3 | LOCKNUT | 1301830008 | --- |
| 2 | PIN CONTACT | COPPER ALLOY | NICKEL PLATED |
| 1 | INSERT | PUR | BLACK |
| ITEM | PART | MATERIAL | FINISH |

VIEW DELETED
EC NO: IPG2015-1364 2015/02/03
DRWN:FGAIK 2015/02/03
CH'KD:JMARSZALEK 2015/02/16
APPR:MIWASIECZKO
DESCRIPTION
REV
A1

QUALITY SYMBOLS
▼=0
▽=0

GENERAL TOLERANCES (UNLESS SPECIFIED)

| | mm | INCH |
|---|---|---|
| 4 PLACES | ± --- | ± --- |
| 3 PLACES | ± --- | ± --- |
| 2 PLACES | ± 0.05 | ± --- |
| 1 PLACE | ± 0.3 | ± --- |
| 0 PLACE | ± 0.5 | ± --- |
| ANGULAR ± 1 ° | | |

DRAFT WHERE APPLICABLE MUST REMAIN WITHIN DIMENSIONS

DIMENSION STYLE: MM ONLY
SCALE: ---
DESIGN UNITS: METRIC
THIRD ANGLE PROJECTION

DRAWN BY: MDYSZEWSKA DATE: 2012/11/26
CHECKED BY: HWALCZAK DATE: 2012/11/26
APPROVED BY: MIWASIECZKO DATE: 2013/11/28
MATERIAL NO.: SEE CHART 1

TITLE: ULTRA-LOCK DC M12 TO RJ45 XXM

molex

DOCUMENT NO.: SD-130054-002
SHEET NO.: 1 OF 1
SIZE: A3

THIS DRAWING CONTAINS INFORMATION THAT IS PROPRIETARY TO MOLEX INCORPORATED AND SHOULD NOT BE USED WITHOUT WRITTEN PERMISSION